


CITY OF COLTON TREASURER'S REPORT  
FOR JULY 2011

The Treasurer's report reflects all funds held by the City and the Redevelopment Agency. The Investments reflected in this report are in compliance with the City's investment policy adopted in January 2011. The investment portfolio as well as budgeted income is expected to meet projected cash flow requirements for the next six months.

A handwritten signature in blue ink, appearing to read 'Aurelio De La Torre', is positioned above the typed name.

Aurelio De La Torre, Treasurer  
September 23, 2011

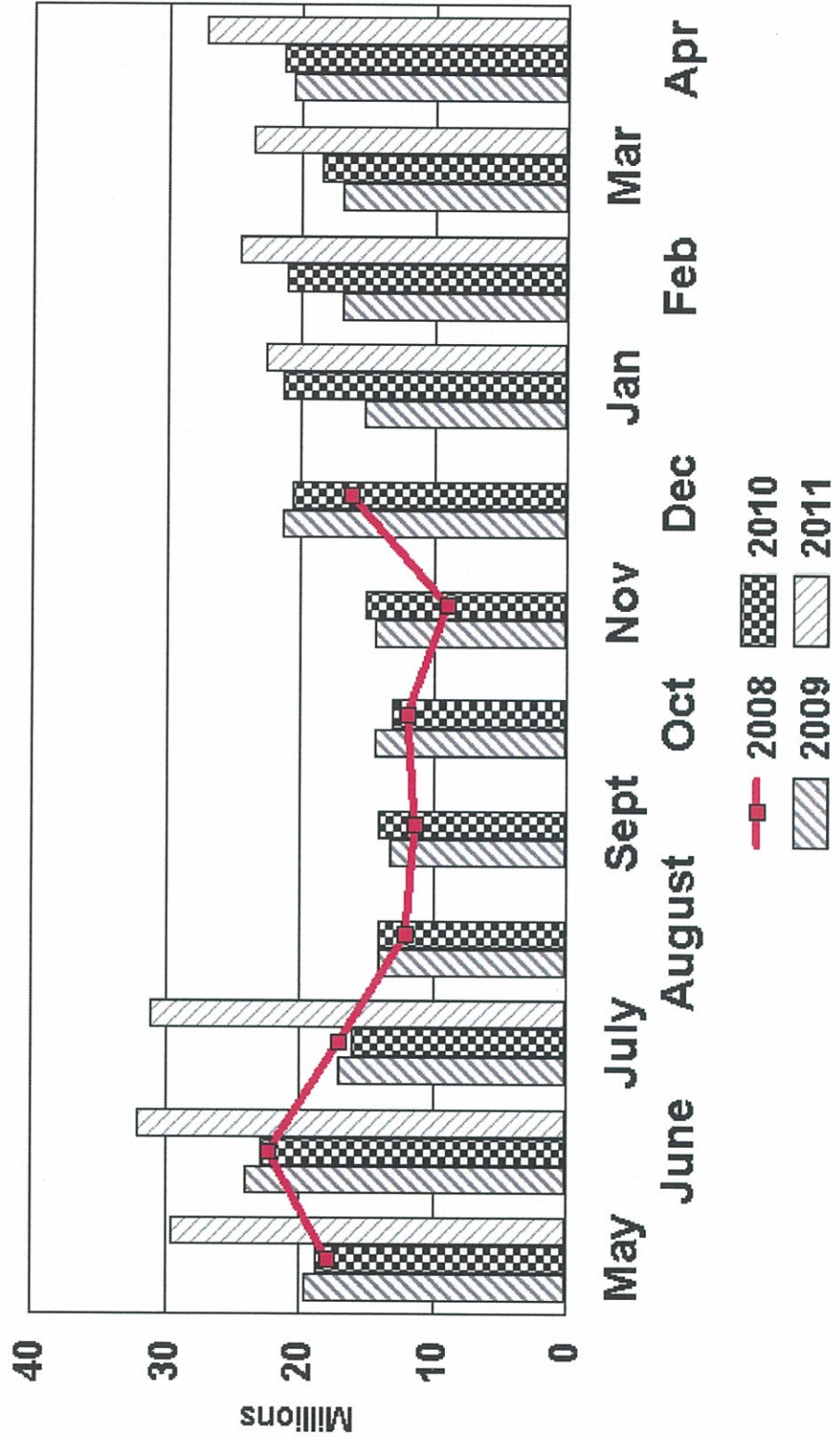
**CITY OF COLTON**  
**WEIGHTED AVERAGE YIELD ON INVESTMENT PORTFOLIO**

<b>MONTH</b>	<b>Yield</b>
February-2010	0.58%
March-2010	0.55%
April-2010	0.59%
May-2010	0.56%
June-2010	0.53%
July-2010	0.53%
August-2010	0.51%
September-2010	0.50%
October-2010	0.48%
November-2010	0.45%
December-2010	0.46%
January-2011	0.54%
February-2011	0.51%
March-2011	0.50%
April-2011	0.58%
May-2011	0.48%
June-2011	0.45%
July-2011	0.38%

Calculation of weighted average yield does not include special purpose funds, checking accounts or bond proceeds

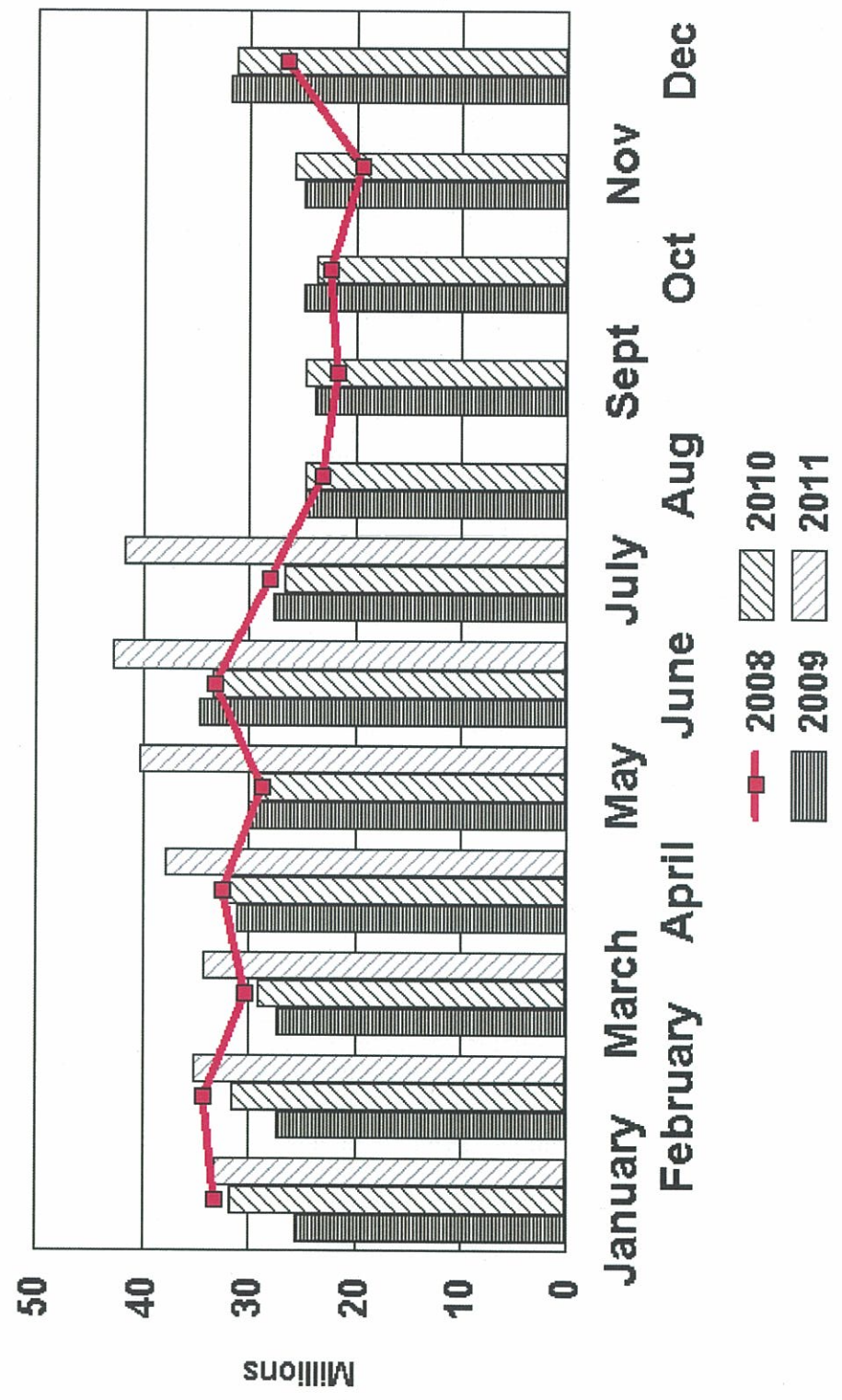


# City of Colton Pooled Cash & Investments Exclusive of Funds Segregated for the Electric Utility





# City of Colton Pooled Cash & Investments



**CITY OF COLTON TREASURER'S REPORT**  
**July 2011**

The Treasurer

PAGE 1

INVESTMENT TYPE	ISSUER	DATE OF MATURITY	PAR AMOUNT	COST	FAIR MKT VALUE	YIELD
<b>STATE POOL</b>						
LAIF-General, other	State Pool	Daily	\$ 31,175,458	\$ 31,175,458	\$ 31,175,458	0.38%
LAIF-Electric Reserve	State Pool	Daily	\$ 10,653,582	10,653,582	10,653,582	0.38%
			41,829,040	41,829,040	41,829,040	
<b>TOTAL INVESTMENTS BY TREASURER</b>			<u>\$ 41,829,040</u>	<u>\$ 41,829,040</u>	<u>\$ 41,829,040</u>	
<b>NON INVESTMENT ACCOUNTS</b>						
Bank of America	General acct- Note 2	Daily	\$ 2,759,813	\$ 2,759,813	\$ 2,759,813	N/A
Bank of America	Workers Comp	Daily	51,318	51,318	51,318	N/A
Bank of America	3% Loans	Daily	28,211	28,211	28,211	N/A
Bank of America	RDA	Daily	90,672	90,672	90,672	0.10%
Bank of America	Rancho Med- Note 3	Daily	127,368	127,368	127,368	N/A
Citizens Bus. Bank	CFD 87-1	Daily	127,357	127,357	127,357	0.25%
Citizens Bus. Bank	CFD 88-1	Daily	181,302	181,302	181,302	0.30%
Citizens Bus. Bank	CFD 89-1	Daily	189,421	189,421	189,421	0.30%
Citizens Bus. Bank	CFD 89-2	Daily	401,419	401,419	401,419	0.30%
Citizens Bus. Bank	CFD 90-1	Daily	236,726	236,726	236,726	0.25%
Citizens Bus. Bank	Asset Seizure - Fed.	Daily	272,864	272,864	272,864	0.25%
Citibank	Asset Seizure - State	Daily	98,997	98,997	98,997	0.30%
Citibank	Seizure lit	Daily	26,069	26,069	26,069	0.30%
Citibank	Cash-evid	Daily	163,344	163,344	163,344	0.50%
City National Bank	Public Liability	Daily	31,782	31,782	31,782	N/A
			\$ 4,786,663	\$ 4,786,663	\$ 4,786,663	
<b>PETTY CASH FUNDS</b>			<u>5,000</u>	<u>5,000</u>	<u>5,000</u>	N/A
<b>TOTAL NON INVESTMENT ACCOUNTS</b>			<u>\$ 4,791,663</u>	<u>\$ 4,791,663</u>	<u>\$ 4,791,663</u>	

Note 1- Fair Market Value of discount items are priced at their accreted values

Note 2-General account balance based on bank statement

Note 3-Rancho Med balance shown prior month;management firm requires 1 month turn around time

**CITY OF COLTON TREASURER'S REPORT**  
**July 2011**

Investments under Bond Indentures

PAGE 2

TRUSTEE Bond Issue	ISSUER	DATE OF MATURITY	PAR AMOUNT	COST	FAIR MKT. VALUE	YIELD
<b>Union Bank</b>						
1998 Water Bonds-R	Morgan Grnty Trust	3/1/2030	\$ 702,500	\$ 702,500	\$ 702,500	5.30%
1998 Water Bonds-R	Blackrock Prov.	Daily	\$ 18,410	\$ 18,410	\$ 18,410	0.01%
1998 Water Bonds-C	Blackrock Prov.	Daily	2,876,570	2,876,570	2,876,570	0.01%
2000 Wastewater B-R	GE GIC	3/1/2025	412,658	412,658	412,658	6.15%
2002 Electric Bonds-PP	Blackrock Prov.	Daily	1,399,889	1,399,889	1,399,889	0.01%
2002 Electric Bonds-R	FFCB	11/17/2014	3,197,000	3,197,000	3,204,641	1.25%
2002 Electric Bonds-R	Blackrock Prov.	Daily	20,985	20,985	20,985	0.01%
2007A Bonds-PP	Blackrock Prov.	Daily	250,739	250,739	250,739	0.01%
CFD 89-2	LAIF	Daily	275,742	275,742	275,742	0.38%
AD 00-1	LAIF	Daily	33,221	33,221	33,221	0.38%
			<u>\$ 9,187,714</u>	<u>\$ 9,187,714</u>	<u>\$ 9,195,355</u>	

Note 2 Securities are priced by the Trustee. Guaranteed Investment Contracts are priced at par as they are not marketable securities and are puttable at par.

**CITY OF COLTON TREASURER'S REPORT**  
**July 2011**

**Investments under Bond Indentures**

PAGE 3

INVESTMENT TYPE	ISSUER	DATE OF MATURITY	PAR AMOUNT	COST	FAIR MKT VALUE	YIELD
<b>US Bank</b>						
PFB 2007-PP	1st American TOF	Daily	1,540,989	1,540,989	1,540,989	0.00%
PFA 2007 Ser B-PP	1st American TOF	Daily	624,086	624,086	624,086	0.00%
PFA 2007 Ser B-R	1st American TOF	Daily	918,317	918,317	918,317	0.00%
S/F 1979-EF	US Trea Cpn	7/15/2011	1,409,000	1,409,838	1,409,838	0.00%
CFD 87-1 96 Spec Tax	1st American TOF	Daily	73,150	73,150	73,150	0.00%
CFD 88-1 96 Spec Tax	1st American TOF	Daily	172,246	172,246	172,246	0.00%
CFD 89.1 96 Spec Tax	1st American TOF	Daily	191,824	191,824	191,824	0.00%
CFD 87-1/88-1/89-1	Municipal Bonds	9/1/2018	3,015,000	3,015,000	3,589,146	6.32%
CFD 90-1	FHLB	12/29/2014	260,000	260,000	260,746	1.25%
CFD 90-1	1st American TOF	Daily	1,943	1,943	1,943	0.00%
PFA 1996	1st American TOF	Daily	48,315	48,315	48,315	0.00%
PFA 1996-R	GE GIC	9/1/2019	500,338	500,338	500,338	6.04%
			\$ 8,755,208	\$ 8,756,046	\$ 9,330,938	
<b>US Bank - WA</b>						
1998 RDA TABS	1st American TOF	Daily	\$ 3,144,469	\$ 3,144,469	\$ 3,144,469	0.00%
1998 RDA TABS	FHLB	12/29/2014	\$ 2,940,000	\$ 2,940,000	\$ 2,948,438	1.25%
			\$ 6,084,469	\$ 6,084,469	\$ 6,092,907	
<b>US Bank - CA</b>						
1999 RDA TABS	FHLB	12/29/2014	\$ 460,000	\$ 460,000	\$ 461,320	1.25%
1999 RDA TABS	1st American TOF	Daily	382,240	382,240	382,240	0.00%
			\$ 842,240	\$ 842,240	\$ 843,560	
<b>US Bank - CA</b>						
2004 RDA TABS-R	FHLB	12/29/2014	\$ 640,000	\$ 640,000	\$ 641,837	1.25%
<b>US Bank- CA</b>						
2004 RDA TABS	1st American GOF	Daily	\$ 382,728	\$ 382,728	\$ 382,728	0.00%
<b>Bank of New York</b>						
FARECAL	MMF	Daily	\$ 91,598	\$ 91,598	\$ 91,598	0.00%
<b>Total Held by Trustees</b>			\$ 25,983,957	\$ 25,984,795	\$ 26,578,886	

Note 2 Securities are priced by the Trustee. Guaranteed Investment Contracts are priced at par as they are not marketable securities and putable at par.

**CITY OF COLTON TREASURER'S REPORT**  
**July 2011**

PAGE 4

<b>Hermosa Memorial Gardens</b>		<b>DATE OF MATURITY</b>	<b>AMOUNT</b>	<b>COST</b>	<b>FAIR MKT. VALUE</b>	<b>YIELD</b>
Citibank	Trust	Daily	\$ 529,195	\$ 529,195	\$ 529,195	0.50%
Bank of America	Endowment Care	Daily	593,276	593,276	593,276	n/a
			<u>\$ 1,122,471</u>	<u>\$ 1,122,471</u>	<u>\$ 1,122,471</u>	

**Colton Park & Rec Foundation**

Bank of America	Checking	Daily	<u>\$ 41,738</u>	<u>\$ 41,738</u>	<u>\$ 41,738</u>	n/a
-----------------	----------	-------	------------------	------------------	------------------	-----

CITY OF COLTON TREASURER'S REPORT  
FOR AUGUST 2011

The Treasurer's report reflects all funds held by the City and the Redevelopment Agency. The Investments reflected in this report are in compliance with the City's investment policy adopted in January 2011. The investment portfolio as well as budgeted income is expected to meet projected cash flow requirements for the next six months.

A handwritten signature in blue ink, appearing to read 'Aurelio De La Torre', is positioned above the typed name.

Aurelio De La Torre, Treasurer  
October 11, 2011

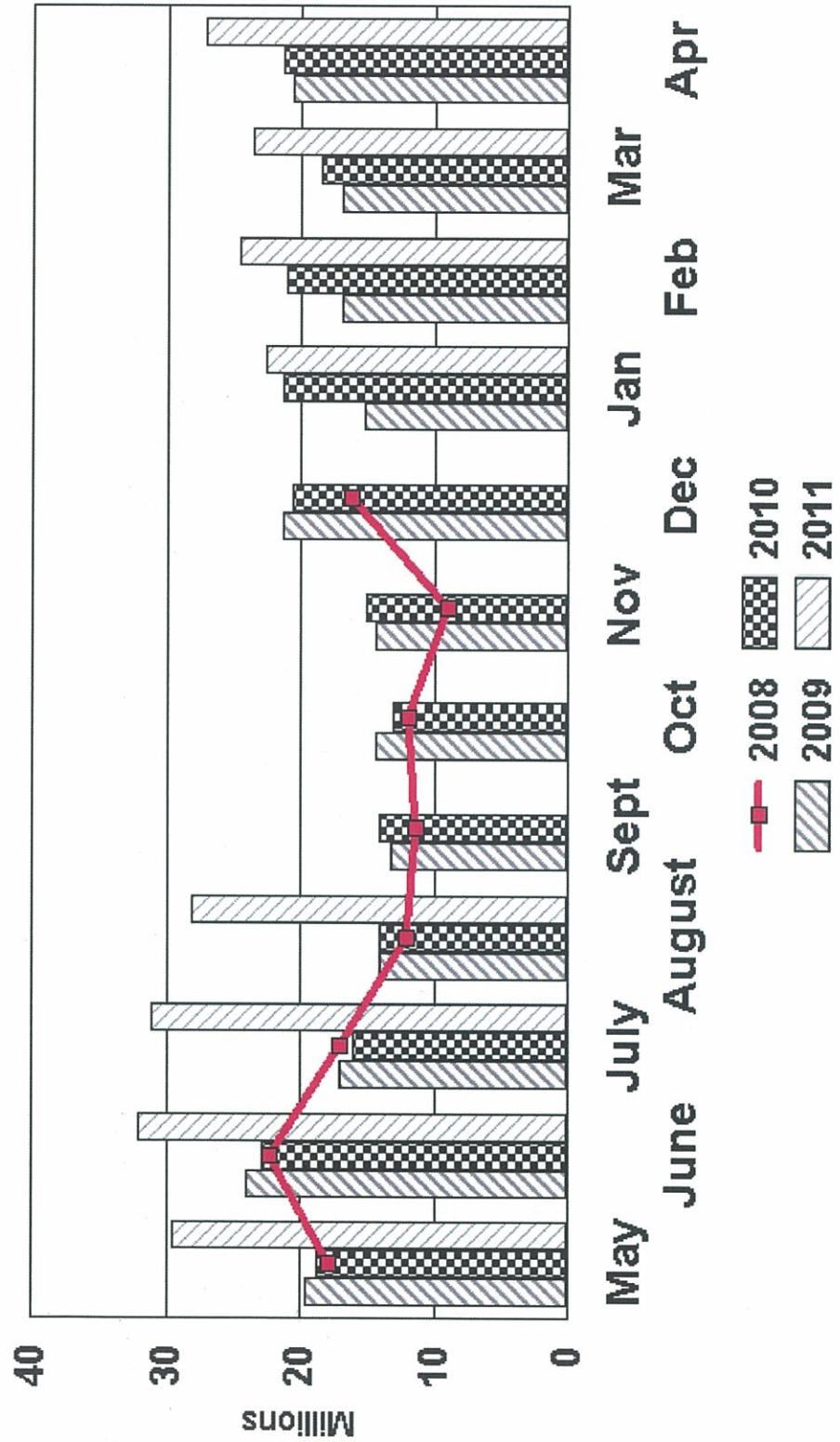
**CITY OF COLTON  
WEIGHTED AVERAGE YIELD ON INVESTMENT PORTFOLIO**

<b>MONTH</b>	<b>Yield</b>
March-2010	0.55%
April-2010	0.59%
May-2010	0.56%
June-2010	0.53%
July-2010	0.53%
August-2010	0.51%
September-2010	0.50%
October-2010	0.48%
November-2010	0.45%
December-2010	0.46%
January-2011	0.54%
February-2011	0.51%
March-2011	0.50%
April-2011	0.58%
May-2011	0.48%
June-2011	0.45%
July-2011	0.38%
August-2011	0.41%

Calculation of weighted average yield does not include special purpose funds, checking accounts or bond proceeds

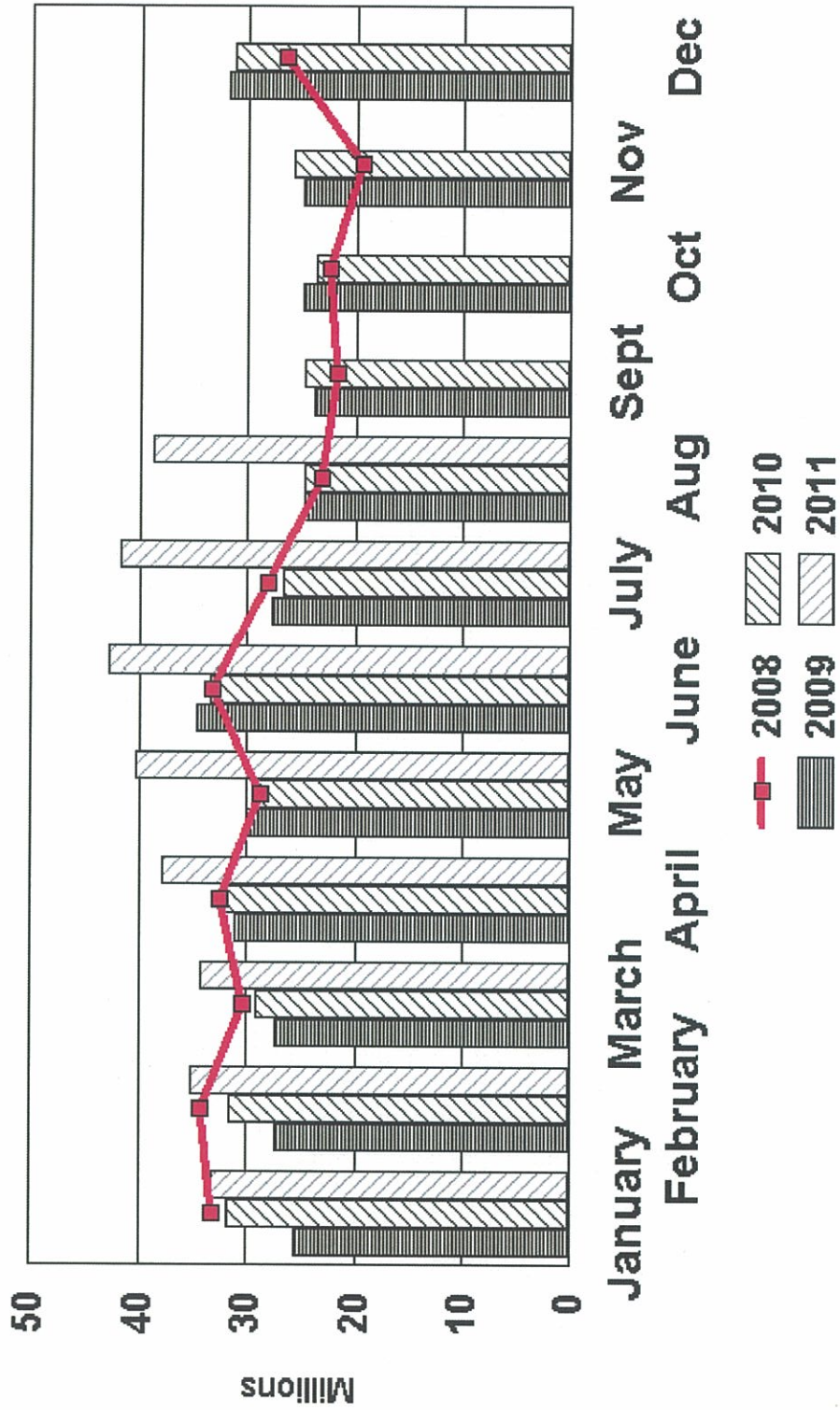


# City of Colton Pooled Cash & Investments Exclusive of Funds Segregated for the Electric Utility





# City of Colton Pooled Cash & Investments



**CITY OF COLTON TREASURER'S REPORT**  
**August 2011**

The Treasurer

PAGE 1

INVESTMENT TYPE	ISSUER	DATE OF MATURITY	PAR AMOUNT	COST	FAIR MKT VALUE	YIELD
<b>STATE POOL</b>						
LAIF-General, other	State Pool	Daily	\$ 28,175,458	\$ 28,175,458	\$ 28,175,458	0.41%
LAIF-Electric Reserve	State Pool	Daily	\$ 10,653,582	10,653,582	10,653,582	0.41%
			38,829,040	38,829,040	38,829,040	
<b>TOTAL INVESTMENTS BY TREASURER</b>			<u>\$ 38,829,040</u>	<u>\$ 38,829,040</u>	<u>\$ 38,829,040</u>	
<b>NON INVESTMENT ACCOUNTS</b>						
Bank of America	General acct- Note 2	Daily	\$ 2,059,075	\$ 2,059,075	\$ 2,059,075	N/A
Bank of America	Workers Comp	Daily	35,658	35,658	35,658	N/A
Bank of America	3% Loans	Daily	28,211	28,211	28,211	N/A
Bank of America	RDA	Daily	90,672	90,672	90,672	0.10%
Bank of America	Rancho Med- Note 3	Daily	138,308	138,308	138,308	N/A
Citizens Bus. Bank	CFD 87-1	Daily	127,381	127,381	127,381	0.25%
Citizens Bus. Bank	CFD 88-1	Daily	185,302	185,302	185,302	0.30%
Citizens Bus. Bank	CFD 89-1	Daily	191,455	191,455	191,455	0.30%
Citizens Bus. Bank	CFD 89-2	Daily	182,138	182,138	182,138	0.30%
Citizens Bus. Bank	CFD 90-1	Daily	45,594	45,594	45,594	0.25%
Citizens Bus. Bank	Asset Seizure - Fed.	Daily	292,212	292,212	292,212	0.25%
Citibank	Asset Seizure - State	Daily	99,023	99,023	99,023	0.30%
Citibank	Seizure lit	Daily	26,076	26,076	26,076	0.30%
Citibank	Cash-evid	Daily	166,993	166,993	166,993	0.50%
City National Bank	Public Liability	Daily	31,782	31,782	31,782	N/A
			<u>\$ 3,699,880</u>	<u>\$ 3,699,880</u>	<u>\$ 3,699,880</u>	
<b>PETTY CASH FUNDS</b>			<u>5,000</u>	<u>5,000</u>	<u>5,000</u>	N/A
<b>TOTAL NON INVESTMENT ACCOUNTS</b>			<u>\$ 3,704,880</u>	<u>\$ 3,704,880</u>	<u>\$ 3,704,880</u>	

Note 1- Fair Market Value of discount items are priced at their accreted values

Note 2-General account balance based on bank statement

Note 3-Rancho Med balance shown prior month;management firm requires 1 month turn around time

**CITY OF COLTON TREASURER'S REPORT**  
**August 2011**

Investments under Bond Indentures

PAGE 2

TRUSTEE Bond Issue	ISSUER	DATE OF MATURITY	PAR AMOUNT	COST	FAIR MKT. VALUE	YIELD
<b>Union Bank</b>						
1998 Water Bonds-R	Morgan Grnty Trust	3/1/2030	\$ 702,500	\$ 702,500	\$ 702,500	5.30%
1998 Water Bonds-R	Blackrock Prov.	Daily	\$ 37,441	\$ 37,441	\$ 37,441	0.02%
1998 Water Bonds-C	Blackrock Prov.	Daily	2,876,572	2,876,572	2,876,572	0.02%
2000 Wastewater B-R	GE GIC	3/1/2025	412,658	412,658	412,658	6.15%
2000 Wastewater BF	Blackrock Prov.	Daily	13,112	13,112	13,112	0.02%
2002 Electric Bonds-PP	Blackrock Prov.	Daily	1,667,582	1,667,582	1,667,582	0.02%
2002 Electric Bonds-R	FFCB	11/17/2014	3,197,000	3,197,000	3,202,723	1.25%
2002 Electric Bonds-R	Blackrock Prov.	Daily	20,985	20,985	20,985	0.02%
2007A Bonds-PP	Blackrock Prov.	Daily	313,107	313,107	313,107	0.02%
CFD 89-2	LAIF	Daily	275,087	275,087	275,087	0.41%
CFD 89-2 BF	Blackrock Prov.	Daily	220,796	220,796	220,796	0.02%
AD 00-1	LAIF	Daily	33,221	33,221	33,221	0.41%
			<u>\$ 9,770,061</u>	<u>\$ 9,770,061</u>	<u>\$ 9,775,784</u>	

Note 2 Securities are priced by the Trustee. Guaranteed Investment Contracts are priced at par as they are not marketable securities and are putable at par.

**CITY OF COLTON TREASURER'S REPORT**  
**August 2011**

**Investments under Bond Indentures**

PAGE 3

INVESTMENT TYPE	ISSUER	DATE OF MATURITY	PAR AMOUNT	COST	FAIR MKT VALUE	YIELD
<b>US Bank</b>						
PFB 2007-PP	FHLB	1/31/2012	761,000	760,789	760,901	0.03%
PFB 2007-PP	FHLB	7/17/2012	1,638,000	1,636,328	1,635,969	0.12%
PFB 2007-PP	1st American TOF	Daily	4,313	4,313	4,313	0.00%
PFA 2007 Ser B-R	1st American TOF	Daily	915,019	915,019	915,019	0.00%
CFD 87-1 96 Spec Tax	1st American TOF	Daily	73,150	73,150	73,150	0.00%
CFD 88-1 96 Spec Tax	1st American TOF	Daily	172,246	172,246	172,246	0.00%
CFD 89.1 96 Spec Tax	1st American TOF	Daily	191,824	191,824	191,824	0.00%
CFD 87-1/88-1/89-1	Municipal Bonds	9/1/2018	3,015,000	3,015,000	3,589,146	6.32%
CFD 90-1	FHLB	12/29/2014	260,000	260,000	261,560	1.25%
CFD 90-1	1st American TOF	Daily	193,078	193,078	193,078	0.00%
PFA 1996	1st American TOF	Daily	48,315	48,315	48,315	0.00%
PFA 1996-R	GE GIC	9/1/2019	500,338	500,338	500,338	6.04%
			\$ 7,772,283	\$ 7,770,400	\$ 8,345,859	
<b>US Bank - WA</b>						
1998 RDA TABS	1st American TOF	Daily	\$ 3,144,469	\$ 3,144,469	\$ 3,144,469	0.00%
1998 RDA TABS	FHLB	12/29/2014	\$ 2,940,000	\$ 2,940,000	\$ 2,957,640	1.25%
			\$ 6,084,469	\$ 6,084,469	\$ 6,102,109	
<b>US Bank - CA</b>						
1999 RDA TABS	FHLB	12/29/2014	\$ 460,000	\$ 460,000	\$ 462,760	1.25%
1999 RDA TABS	1st American TOF	Daily	656,583	656,583	656,583	0.00%
			\$ 1,116,583	\$ 1,116,583	\$ 1,119,343	
<b>US Bank - CA</b>						
2004 RDA TABS-R	FHLB	12/29/2014	\$ 640,000	\$ 640,000	\$ 643,840	1.25%
<b>US Bank- CA</b>						
2004 RDA TABS	1st American GOF	Daily	\$ 4,670	\$ 4,670	\$ 4,670	0.00%
<b>Bank of New York</b>						
FARECAL	MMF	Daily	\$ 91,598	\$ 91,598	\$ 91,598	0.00%
<b>Total Held by Trustees</b>			\$ 25,479,664	\$ 25,477,781	\$ 26,083,203	

Note 2 Securities are priced by the Trustee. Guaranteed Investment Contracts are priced at par as they are not marketable securities and putable at par.

**CITY OF COLTON TREASURER'S REPORT**  
**August 2011**

PAGE 4

<b>Hermosa Memorial Gardens</b>		<b>DATE OF MATURITY</b>	<b>AMOUNT</b>	<b>COST</b>	<b>FAIR MKT. VALUE</b>	<b>YIELD</b>
Citibank	Trust	Daily	\$ 529,218	\$ 529,218	\$ 529,218	0.50%
Bank of America	Endowment Care	Daily	593,276	593,276	593,276	n/a
			<u>\$ 1,122,494</u>	<u>\$ 1,122,494</u>	<u>\$ 1,122,494</u>	

**Colton Park & Rec Foundation**

Bank of America	Checking	Daily	<u>\$ 50,080</u>	<u>\$ 50,080</u>	<u>\$ 50,080</u>	n/a
-----------------	----------	-------	------------------	------------------	------------------	-----