


CITY OF COLTON TREASURER'S REPORT  
FOR NOVEMBER 2011

The Treasurer's report reflects all funds held by the City and the Redevelopment Agency. The Investments reflected in this report are in compliance with the City's investment policy adopted in January 2011. The investment portfolio as well as budgeted income is expected to meet projected cash flow requirements for the next six months.



Aurelio De La Torre, Treasurer  
January 10, 2012

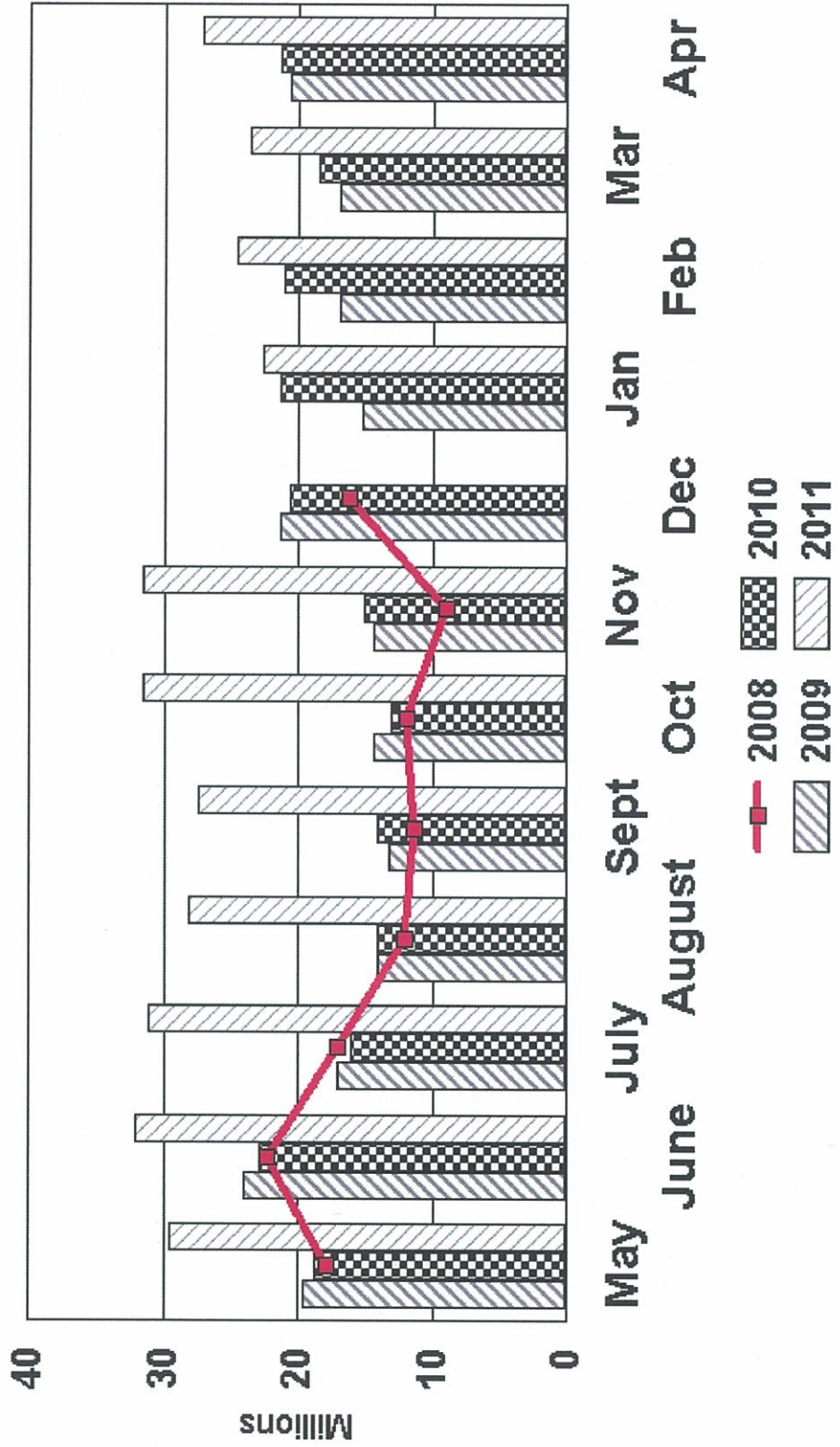
**CITY OF COLTON**  
**WEIGHTED AVERAGE YIELD ON INVESTMENT PORTFOLIO**

<b>MONTH</b>	<b>Yield</b>
June-2010	0.53%
July-2010	0.53%
August-2010	0.51%
September-2010	0.50%
October-2010	0.48%
November-2010	0.45%
December-2010	0.46%
January-2011	0.54%
February-2011	0.51%
March-2011	0.50%
April-2011	0.58%
May-2011	0.48%
June-2011	0.45%
July-2011	0.38%
August-2011	0.41%
September-2011	0.38%
October-2011	0.39%
November-2011	0.40%

Calculation of weighted average yield does not include special purpose funds, checking accounts or bond proceeds

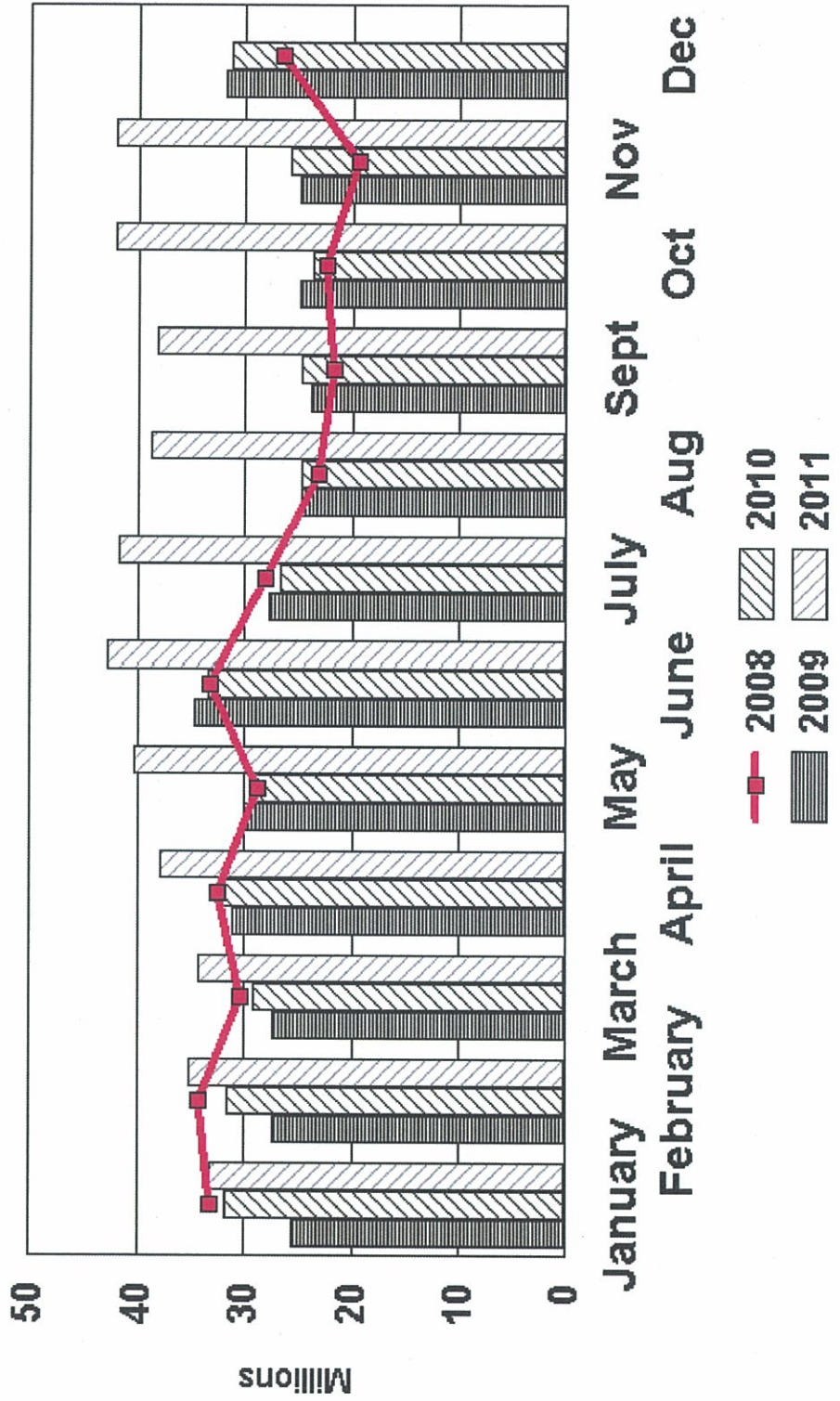


# City of Colton Pooled Cash & Investments Exclusive of Funds Segregated for the Electric Utility





# City of Colton Pooled Cash & Investments



**CITY OF COLTON TREASURER'S REPORT**  
**November 2011**

The Treasurer

PAGE 1

INVESTMENT TYPE	ISSUER	DATE OF MATURITY	PAR AMOUNT	COST	FAIR MKT VALUE	YIELD
<b>STATE POOL</b>						
LAIF-General, other	State Pool	Daily	\$ 31,503,565	\$ 31,503,565	\$ 31,503,565	0.40%
LAIF-Electric Reserve	State Pool	Daily	\$ 10,663,797	10,663,797	10,663,797	0.40%
			42,167,362	42,167,362	42,167,362	
<b>TOTAL INVESTMENTS BY TREASURER</b>			<u>\$ 42,167,362</u>	<u>\$ 42,167,362</u>	<u>\$ 42,167,362</u>	
<b>NON INVESTMENT ACCOUNTS</b>						
Bank of America	General acct- Note 2	Daily	\$ 2,596,252	\$ 2,596,252	\$ 2,596,252	N/A
Bank of America	Workers Comp	Daily	44,302	44,302	44,302	N/A
Bank of America	3% Loans	Daily	28,211	28,211	28,211	N/A
Bank of America	RDA	Daily	90,684	90,684	90,684	0.10%
Bank of America	Rancho Med- Note 3	Daily	143,668	143,668	143,668	N/A
Citizens Bus. Bank	CFD 87-1	Daily	126,552	126,552	126,552	0.20%
Citizens Bus. Bank	CFD 88-1	Daily	185,032	185,032	185,032	0.20%
Citizens Bus. Bank	CFD 89-1	Daily	190,770	190,770	190,770	0.20%
Citizens Bus. Bank	CFD 89-2	Daily	180,097	180,097	180,097	0.20%
Citizens Bus. Bank	CFD 90-1	Daily	44,959	44,959	44,959	0.10%
Citizens Bus. Bank	Asset Seizure - Fed.	Daily	323,543	323,543	323,543	0.25%
Citibank	Asset Seizure - State	Daily	99,091	99,091	99,091	0.30%
Citibank	Seizure lit	Daily	26,092	26,092	26,092	0.30%
Citibank	Cash-evid	Daily	166,718	166,718	166,718	0.50%
City National Bank	Public Liability	Daily	31,782	31,782	31,782	N/A
			\$ 4,277,753	\$ 4,277,753	\$ 4,277,753	
<b>PETTY CASH FUNDS</b>			<u>5,000</u>	<u>5,000</u>	<u>5,000</u>	N/A
<b>TOTAL NON INVESTMENT ACCOUNTS</b>			<u>\$ 4,282,753</u>	<u>\$ 4,282,753</u>	<u>\$ 4,282,753</u>	

Note 1- Fair Market Value of discount items are priced at their accreted values

Note 2-General account balance based on bank statement

Note 3-Rancho Med balance shown prior month;management firm requires 1 month turn around time

**CITY OF COLTON TREASURER'S REPORT**  
**November 2011**

Investments under Bond Indentures

PAGE 2

TRUSTEE Bond Issue	ISSUER	DATE OF MATURITY	PAR AMOUNT	COST	FAIR MKT. VALUE	YIELD
<b>Union Bank</b>						
1998 Water Bonds-R	Morgan Grnty Trust	3/1/2030	\$ 702,500	\$ 702,500	\$ 702,500	5.30%
1998 Water Bonds-R	Blackrock Prov.	Daily	\$ 19,031	\$ 19,031	\$ 19,031	0.01%
1998 Water Bonds-C	Blackrock Prov.	Daily	2,876,625	2,876,625	2,876,625	0.01%
2000 Wastewater B-R	GE GIC	3/1/2025	412,658	412,658	412,658	6.15%
2000 Wastewater BF	Blackrock Prov.	Daily	13,113	13,113	13,113	0.01%
2002 Electric Bonds-PP	Blackrock Prov.	Daily	1,622,034	1,622,034	1,622,034	0.01%
2002 Electric Bonds-R	FFCB	8/10/2015	3,215,000	3,215,000	3,202,879	1.00%
2002 Electric Bonds-R	Blackrock Prov.	Daily	22,253	22,253	22,253	0.01%
2007A Bonds-PP	Blackrock Prov.	Daily	143,504	143,504	143,504	0.01%
CFD 89-2	LAIF	Daily	275,350	275,350	275,350	0.40%
AD 00-1	LAIF	Daily	32,256	32,256	32,256	0.40%
			<u>\$ 9,334,324</u>	<u>\$ 9,334,324</u>	<u>\$ 9,322,203</u>	

Note 2 Securities are priced by the Trustee. Guaranteed Investment Contracts are priced at par as they are not marketable securities and are putable at par.

**CITY OF COLTON TREASURER'S REPORT**  
**November 2011**

**Investments under Bond Indentures**

PAGE 3

INVESTMENT TYPE	ISSUER	DATE OF MATURITY	PAR AMOUNT	COST	FAIR MKT VALUE	YIELD
<b>US Bank</b>						
PFB 2007-PP	FHLB	1/31/2012	761,000	760,789	760,977	0.03%
PFB 2007-PP	FHLB	7/17/2012	1,638,000	1,636,328	1,637,263	0.12%
PFB 2007-PP	1st American TOF	Daily	4,313	4,313	4,313	0.00%
PFA 2007 Ser B-R	FHLB	6/9/2016	915,000	915,000	909,739	1.50%
PFA 2007 Ser B-R	1st American TOF	Daily	19	19	19	0.00%
CFD 87-1/88-1/89-1	Municipal Bonds	9/1/2018	3,015,000	3,015,000	3,589,146	6.32%
CFD 90-1	FHLB	12/29/2014	260,000	260,000	261,032	1.25%
CFD 90-1	1st American TOF	Daily	1,516	1,516	1,516	0.00%
PFA 1996	1st American TOF	Daily	86,599	86,599	86,599	0.00%
PFA 1996-R	GE GIC	9/1/2019	500,338	500,338	500,338	6.04%
			\$ 7,181,785	\$ 7,179,902	\$ 7,750,942	
<b>US Bank - WA</b>						
1998 RDA TABS	1st American TOF	Daily	\$ 829,952	\$ 829,952	\$ 829,952	0.00%
1998 RDA TABS	FHLB	12/29/2014	\$ 2,940,000	\$ 2,940,000	\$ 2,951,672	1.25%
			\$ 3,769,952	\$ 3,769,952	\$ 3,781,624	
<b>US Bank - CA</b>						
1999 RDA TABS	FHLB	12/29/2014	\$ 460,000	\$ 460,000	\$ 461,826	1.25%
1999 RDA TABS	1st American TOF	Daily	382,240	382,240	382,240	0.00%
			\$ 842,240	\$ 842,240	\$ 844,066	
<b>US Bank - CA</b>						
2004 RDA TABS-R	FHLB	12/29/2014	\$ 640,000	\$ 640,000	\$ 642,541	1.25%
<b>US Bank- CA</b>						
2004 RDA TABS	1st American GOF	Daily	\$ 4,670	\$ 4,670	\$ 4,670	0.00%
<b>Bank of New York</b>						
FARECAL	MMF	Daily	\$ 91,598	\$ 91,598	\$ 91,598	0.00%
			\$ 21,864,569	\$ 21,862,686	\$ 22,437,644	

Note 2 Securities are priced by the Trustee. Guaranteed Investment Contracts are priced at par as they are not marketable securities and puttable at par.

**CITY OF COLTON TREASURER'S REPORT**  
**November 2011**

PAGE 4

		DATE OF		COST	FAIR MKT.	YIELD
<b>Hermosa Memorial Gardens</b>		MATURITY	AMOUNT		VALUE	
Citibank	Trust	Daily	\$ 529,284	\$ 529,284	\$ 529,284	0.50%
Bank of America	Endowment Care	Daily	598,826	598,826	598,826	n/a
			<u>\$ 1,128,110</u>	<u>\$ 1,128,110</u>	<u>\$ 1,128,110</u>	

**Colton Park & Rec  
Foundation**

Bank of America	Checking	Daily	<u>\$ 14,154</u>	<u>\$ 14,154</u>	<u>\$ 14,154</u>	n/a
-----------------	----------	-------	------------------	------------------	------------------	-----