


CITY OF COLTON TREASURER'S REPORT
FOR JANUARY 2012

The Treasurer's report reflects all funds held by the City. The Investments reflected in this report are in compliance with the City's investment policy adopted in January 2012. The investment portfolio as well as budgeted income is expected to meet projected cash flow requirements for the next six months.

A handwritten signature in black ink, appearing to read 'Aurelio De La Torre', written in a cursive style.

Aurelio De La Torre, Treasurer
March 12, 2012

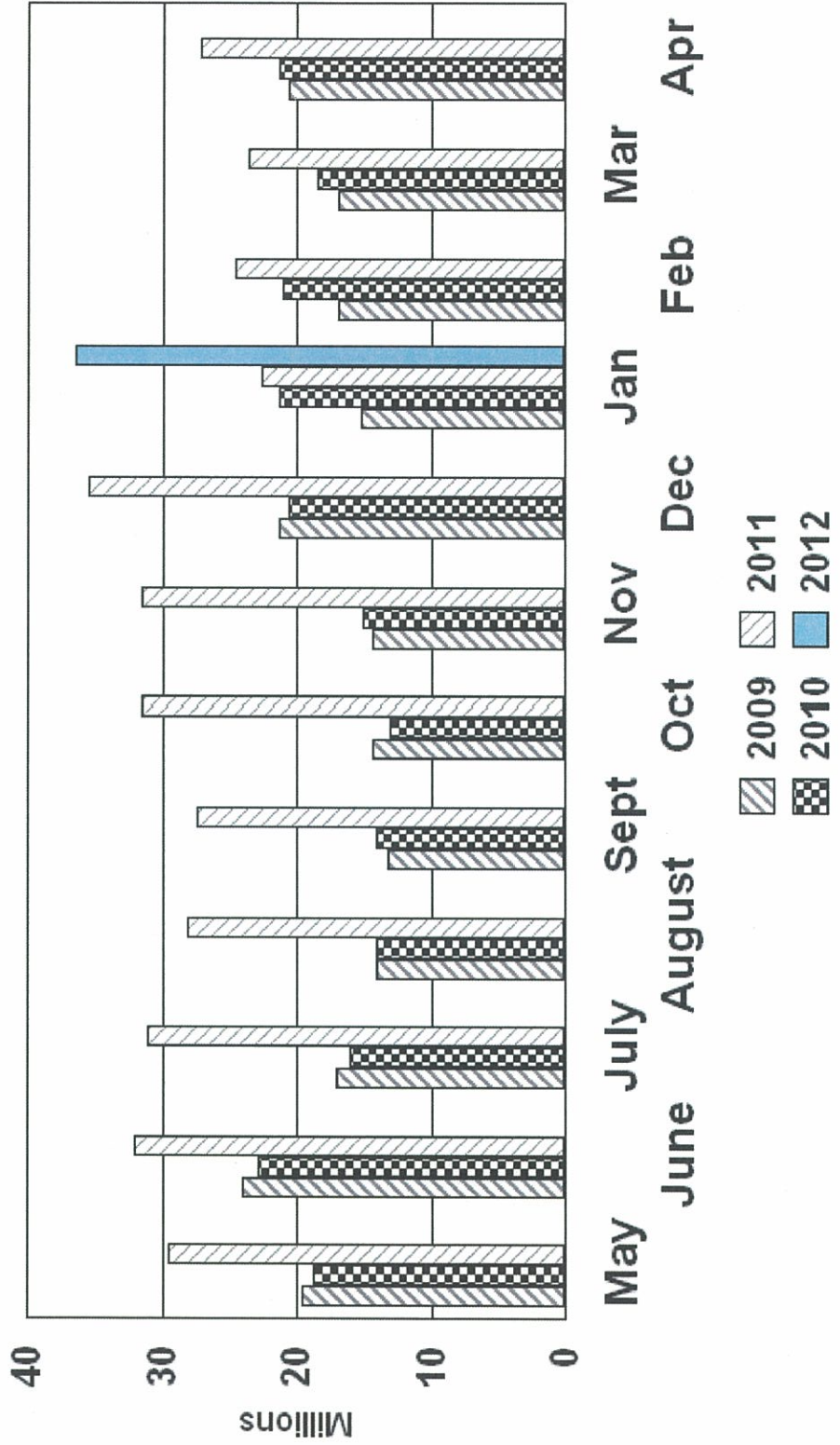
**CITY OF COLTON
WEIGHTED AVERAGE YIELD ON INVESTMENT PORTFOLIO**

| MONTH | Yield |
|----------------|--------------|
| August-2010 | 0.51% |
| September-2010 | 0.50% |
| October-2010 | 0.48% |
| November-2010 | 0.45% |
| December-2010 | 0.46% |
| January-2011 | 0.54% |
| February-2011 | 0.51% |
| March-2011 | 0.50% |
| April-2011 | 0.58% |
| May-2011 | 0.48% |
| June-2011 | 0.45% |
| August-2011 | 0.41% |
| September-2011 | 0.38% |
| October-2011 | 0.39% |
| November-2011 | 0.40% |
| December-2011 | 0.38% |
| January-2012 | 0.39% |

Calculation of weighted average yield does not include special purpose funds, checking accounts or bond proceeds

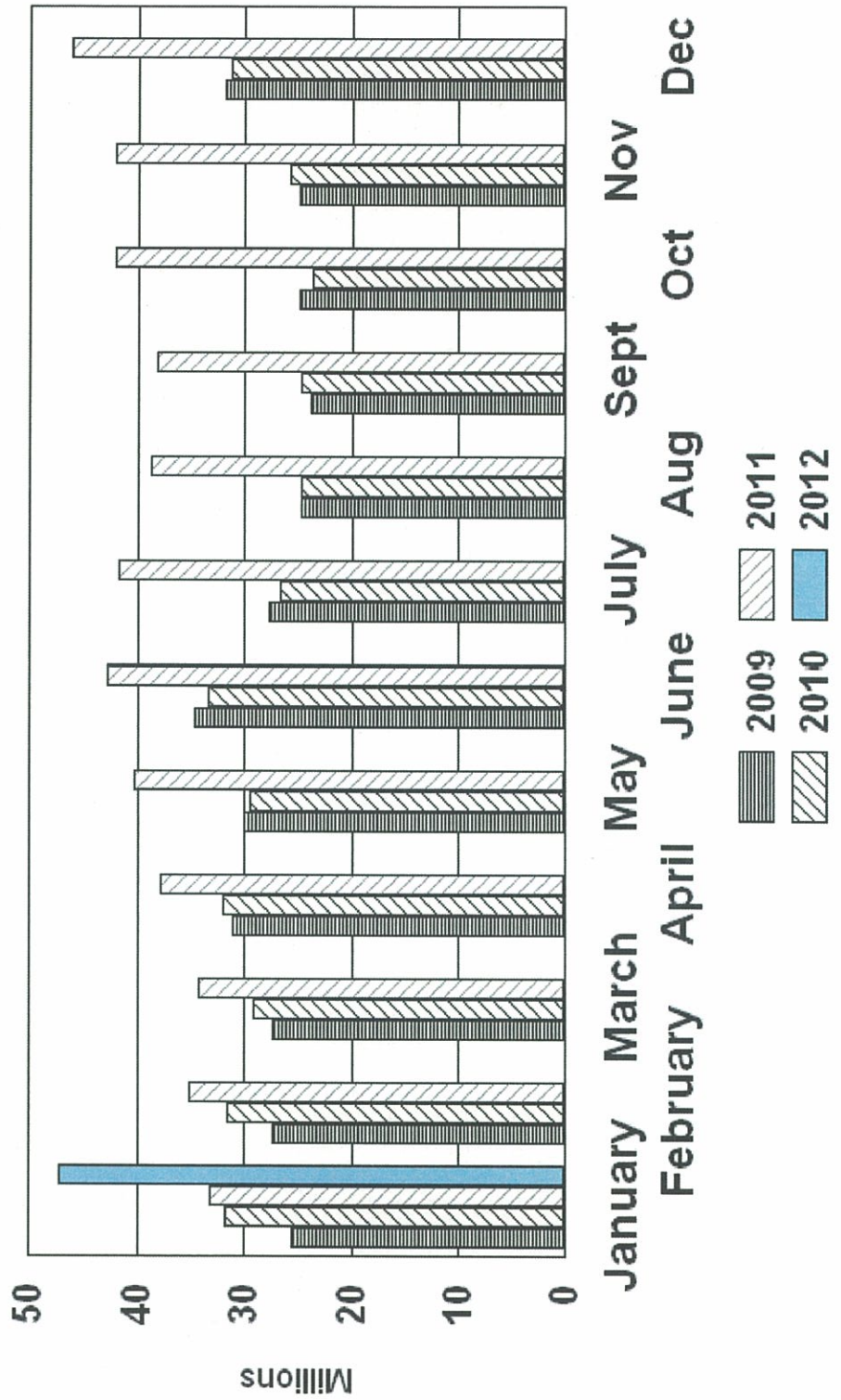


City of Colton Pooled Cash & Investments Exclusive of Funds Segregated for the Electric Utility





City of Colton Pooled Cash & Investments



CITY OF COLTON TREASURER'S REPORT
January 2012

The Treasurer

PAGE 1

| INVESTMENT TYPE | ISSUER | DATE OF MATURITY | PAR AMOUNT | COST | FAIR MKT VALUE | YIELD |
|---------------------------------------|------------|---------------------|----------------------|----------------------|----------------------|-------|
| STATE POOL | | | | | | |
| LAIF-General, other | State Pool | Daily | \$ 36,533,755 | \$ 36,533,755 | \$ 36,533,755 | 0.39% |
| LAIF-Electric Reserve | State Pool | Daily | \$ 10,674,030 | 10,674,030 | 10,674,030 | 0.39% |
| | | | 47,207,785 | 47,207,785 | 47,207,785 | |
| TOTAL INVESTMENTS BY TREASURER | | | <u>\$ 47,207,785</u> | <u>\$ 47,207,785</u> | <u>\$ 47,207,785</u> | |

**NON INVESTMENT
ACCOUNTS**

| | | | | | | |
|--------------------------------------|-----------------------|-------|----------------------|----------------------|----------------------|-------|
| Bank of America | General acct- Note 2 | Daily | \$ 10,957,101 | \$ 10,957,101 | \$ 10,957,101 | N/A |
| Bank of America | Workers Comp | Daily | 27,931 | 27,931 | 27,931 | N/A |
| Bank of America | 3% Loans | Daily | 28,211 | 28,211 | 28,211 | N/A |
| Bank of America | RDA | Daily | 90,649 | 90,649 | 90,649 | 0.10% |
| Bank of America | Rancho Med- Note 3 | Daily | 157,198 | 157,198 | 157,198 | N/A |
| Citizens Bus. Bank | CFD 87-1 | Daily | 161,036 | 161,036 | 161,036 | 0.20% |
| Citizens Bus. Bank | CFD 88-1 | Daily | 247,463 | 247,463 | 247,463 | 0.25% |
| Citizens Bus. Bank | CFD 89-1 | Daily | 254,192 | 254,192 | 254,192 | 0.25% |
| Citizens Bus. Bank | CFD 89-2 | Daily | 271,308 | 271,308 | 271,308 | 0.25% |
| Citizens Bus. Bank | CFD 90-1 | Daily | 117,105 | 117,105 | 117,105 | 0.20% |
| Citizens Bus. Bank | Asset Seizure - Fed. | Daily | 337,330 | 337,330 | 337,330 | 0.25% |
| Citibank | Asset Seizure - State | Daily | 89,479 | 89,479 | 89,479 | 0.30% |
| Citibank | Seizure lit | Daily | 26,103 | 26,103 | 26,103 | 0.30% |
| Citibank | Cash-evid | Daily | 166,468 | 166,468 | 166,468 | 0.50% |
| City National Bank | Public Liability | Daily | 31,782 | 31,782 | 31,782 | N/A |
| | | | <u>\$ 12,963,356</u> | <u>\$ 12,963,356</u> | <u>\$ 12,963,356</u> | |
| PETTY CASH FUNDS | | | <u>5,000</u> | <u>5,000</u> | <u>5,000</u> | N/A |
| TOTAL NON INVESTMENT ACCOUNTS | | | <u>\$ 12,968,356</u> | <u>\$ 12,968,356</u> | <u>\$ 12,968,356</u> | |

Note 1- Fair Market Value of discount items are priced at their accreted values

Note 2-General account balance based on bank statement

Note 3-Rancho Med balance shown prior month;management firm requires 1 month turn around time

CITY OF COLTON TREASURER'S REPORT
January 2012

Investments under Bond Indentures

PAGE 2

| TRUSTEE Bond Issue | ISSUER | DATE OF MATURITY | PAR AMOUNT | COST | FAIR MKT. VALUE | YIELD |
|------------------------|--------------------|---------------------|---------------------|---------------------|---------------------|-------|
| Union Bank | | | | | | |
| 1998 Water Bonds-R | Morgan Grnty Trust | 3/1/2030 | \$ 702,500 | \$ 702,500 | \$ 702,500 | 5.30% |
| 1998 Water Bonds-R | Blackrock Prov. | Daily | \$ 19,032 | \$ 19,032 | \$ 19,032 | 0.01% |
| 1998 Water Bonds-C | Blackrock Prov. | Daily | 2,876,634 | 2,876,634 | 2,876,634 | 0.01% |
| 2000 Wastewater B-R | GE GIC | 3/1/2025 | 412,658 | 412,658 | 412,658 | 6.15% |
| 2000 Wastewater BF | Blackrock Prov. | Daily | 13,113 | 13,113 | 13,113 | 0.01% |
| 2002 Electric Bonds-PP | Blackrock Prov. | Daily | 2,157,423 | 2,157,423 | 2,157,423 | 0.01% |
| 2002 Electric Bonds-R | FFCB | 8/10/2015 | 3,215,000 | 3,215,000 | 3,215,418 | 1.00% |
| 2002 Electric Bonds-R | Blackrock Prov. | Daily | 22,253 | 22,253 | 22,253 | 0.01% |
| 2007A Bonds-PP | Blackrock Prov. | Daily | 268,239 | 268,239 | 268,239 | 0.01% |
| CFD 89-2 | LAIF | Daily | 275,613 | 275,613 | 275,613 | 0.39% |
| AD 00-1 | LAIF | Daily | 32,086 | 32,086 | 32,086 | 0.39% |
| | | | <u>\$ 9,994,551</u> | <u>\$ 9,994,551</u> | <u>\$ 9,994,969</u> | |

Note 2 Securities are priced by the Trustee. Guaranteed Investment Contracts are priced at par as they are not marketable securities and are putable at par.

CITY OF COLTON TREASURER'S REPORT
January 2012

PAGE 4

| Hermosa Memorial Gardens | | DATE OF MATURITY | AMOUNT | COST | FAIR MKT. VALUE | YIELD |
|---------------------------------|----------------|-------------------------|---------------------|---------------------|------------------------|--------------|
| Citibank | Trust | Daily | \$ 491,233 | \$ 491,233 | \$ 491,233 | 0.50% |
| Bank of America | Endowment Care | Daily | 598,826 | 598,826 | 598,826 | n/a |
| | | | <u>\$ 1,090,059</u> | <u>\$ 1,090,059</u> | <u>\$ 1,090,059</u> | |

Colton Park & Rec Foundation

| | | | | | | |
|-----------------|----------|-------|------------------|------------------|------------------|-----|
| Bank of America | Checking | Daily | <u>\$ 14,281</u> | <u>\$ 14,281</u> | <u>\$ 14,281</u> | n/a |
|-----------------|----------|-------|------------------|------------------|------------------|-----|