


CITY OF COLTON TREASURER'S REPORT
FOR JUNE 2011

The Treasurer's report reflects all funds held by the City and the Redevelopment Agency. The Investments reflected in this report are in compliance with the City's investment policy adopted in January 2011. The investment portfolio as well as budgeted income is expected to meet projected cash flow requirements for the next six months.

A handwritten signature in black ink, appearing to read 'Aurelio De La Torre', written in a cursive style.

Aurelio De La Torre, Treasurer
August 4, 2011

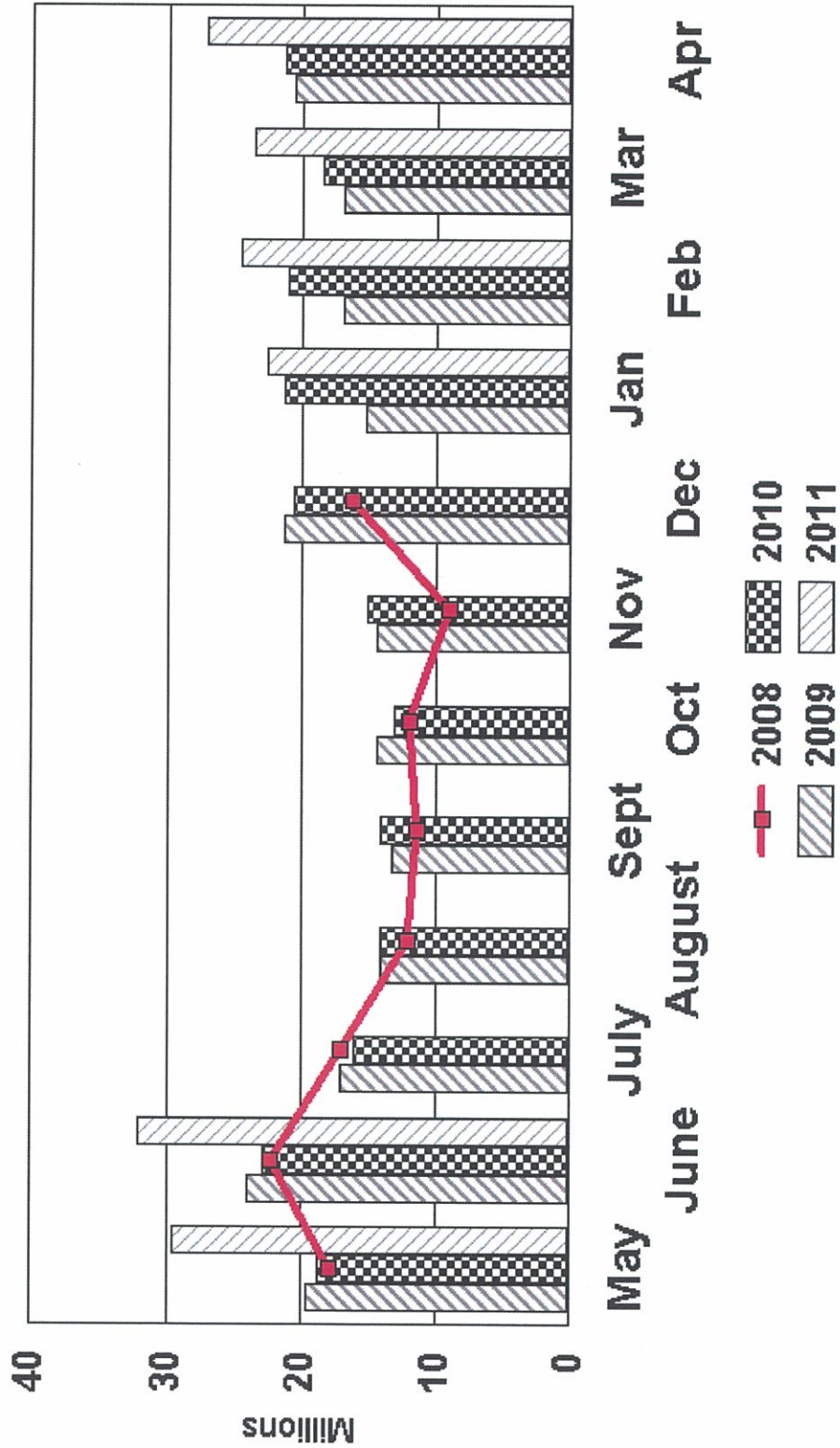
**CITY OF COLTON
WEIGHTED AVERAGE YIELD ON INVESTMENT PORTFOLIO**

MONTH	Yield
January-2010	0.56%
February-2010	0.58%
March-2010	0.55%
April-2010	0.59%
May-2010	0.56%
June-2010	0.53%
July-2010	0.53%
August-2010	0.51%
September-2010	0.50%
October-2010	0.48%
November-2010	0.45%
December-2010	0.46%
January-2011	0.54%
February-2011	0.51%
March-2011	0.50%
April-2011	0.58%
May-2011	0.41%
June-2011	0.45%

Calculation of weighted average yield does not include special purpose funds, checking accounts or bond proceeds

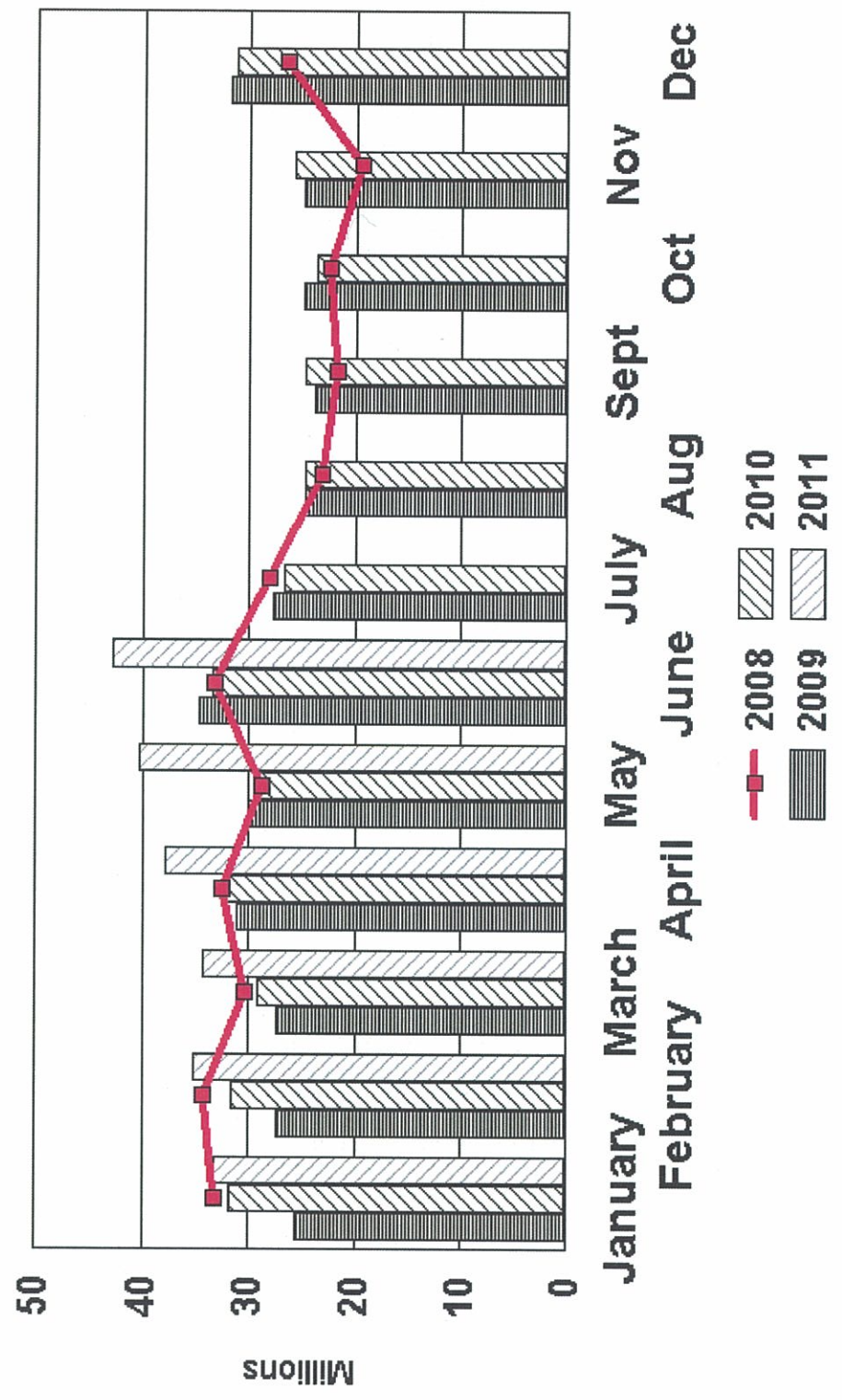


City of Colton Pooled Cash & Investments Exclusive of Funds Segregated for the Electric Utility





City of Colton Pooled Cash & Investments



CITY OF COLTON TREASURER'S REPORT
June 2011

The Treasurer

PAGE 1

INVESTMENT TYPE	ISSUER	DATE OF MATURITY	PAR AMOUNT	COST	FAIR MKT VALUE	YIELD
STATE POOL						
LAIF-General, other	State Pool	Daily	\$ 32,141,485	\$ 32,141,485	\$ 32,141,485	0.45%
LAIF-Electric Reserve	State Pool	Daily	\$ 10,640,954	10,640,954	10,640,954	0.45%
			42,782,439	42,782,439	42,782,439	
TOTAL INVESTMENTS BY TREASURER			<u>\$ 42,782,439</u>	<u>\$ 42,782,439</u>	<u>\$ 42,782,439</u>	
NON INVESTMENT ACCOUNTS						
Bank of America	General acct- Note 2	Daily	\$ 3,262,379	\$ 3,262,379	\$ 3,262,379	N/A
Bank of America	Workers Comp	Daily	49,495	49,495	49,495	N/A
Bank of America	3% Loans	Daily	28,211	28,211	28,211	N/A
Bank of America	RDA	Daily	90,672	90,672	90,672	0.10%
Bank of America	Rancho Med- Note 3	Daily	124,660	124,660	124,660	N/A
Citizens Bus. Bank	CFD 87-1	Daily	200,973	200,973	200,973	0.25%
Citizens Bus. Bank	CFD 88-1	Daily	355,035	355,035	355,035	0.30%
Citizens Bus. Bank	CFD 89-1	Daily	382,036	382,036	382,036	0.30%
Citizens Bus. Bank	CFD 89-2	Daily	402,863	402,863	402,863	0.30%
Citizens Bus. Bank	CFD 90-1	Daily	237,315	237,315	237,315	0.25%
Citizens Bus. Bank	Asset Seizure - Fed.	Daily	272,189	272,189	272,189	0.25%
Citibank	Asset Seizure - State	Daily	98,972	98,972	98,972	0.30%
Citibank	Seizure lit-Note 4	Daily	27,451	27,451	27,451	0.30%
Citibank	Cash-evid	Daily	163,744	163,744	163,744	0.50%
City National Bank	Public Liability	Daily	31,782	31,782	31,782	N/A
			<u>\$ 5,727,777</u>	<u>\$ 5,727,777</u>	<u>\$ 5,727,777</u>	
PETTY CASH FUNDS			<u>5,000</u>	<u>5,000</u>	<u>5,000</u>	N/A
TOTAL NON INVESTMENT ACCOUNTS			<u>\$ 5,732,777</u>	<u>\$ 5,732,777</u>	<u>\$ 5,732,777</u>	

Note 1- Fair Market Value of discount items are priced at their accreted values

Note 2-General account balance based on bank statement

Note 3-Rancho Med balance shown prior month;management firm requires 1 month turn around time

Note 4-Balance carried over from prior month

CITY OF COLTON TREASURER'S REPORT
June 2011

Investments under Bond Indentures

PAGE 2

TRUSTEE Bond Issue	ISSUER	DATE OF MATURITY	PAR AMOUNT	COST	FAIR MKT. VALUE	YIELD
Union Bank						
1998 Water Bonds-R	Morgan Grnty Trust	3/1/2030	\$ 702,500	\$ 702,500	\$ 702,500	5.30%
1998 Water Bonds-R	Blackrock Prov.	Daily	\$ 18,410	\$ 18,410	\$ 18,410	0.01%
1998 Water Bonds-C	Blackrock Prov.	Daily	2,876,546	2,876,546	2,876,546	0.01%
2000 Wastewater B-R	GE GIC	3/1/2025	412,658	412,658	412,658	6.15%
2002 Electric Bonds-PP	Blackrock Prov.	Daily	1,132,189	1,132,189	1,132,189	0.01%
2002 Electric Bonds-R	FFCB	11/17/2014	3,197,000	3,197,000	3,197,032	1.25%
2002 Electric Bonds-R	Blackrock Prov.	Daily	20,985	20,985	20,985	0.01%
2007A Bonds-PP	Blackrock Prov.	Daily	188,371	188,371	188,371	0.01%
CFD 89-2	LAIF	Daily	275,418	275,418	275,418	0.45%
AD 00-1	LAIF	Daily	33,184	33,184	33,184	0.45%
			<u>\$ 8,857,261</u>	<u>\$ 8,857,261</u>	<u>\$ 8,857,293</u>	

Note 2 Securities are priced by the Trustee. Guaranteed Investment Contracts are priced at par as they are not marketable securities and are putable at par.

CITY OF COLTON TREASURER'S REPORT
June 2011

Investments under Bond Indentures

PAGE 3

INVESTMENT TYPE	ISSUER	DATE OF MATURITY	PAR AMOUNT	COST	FAIR MKT VALUE	YIELD
US Bank						
PFB 2007-PP	1st American TOF	Daily	\$ 989	\$ 989	\$ 989	0.00%
PFB 2007-PP	T-Bill	7/28/2011	1,540,000	1,537,451	1,539,985	0.02%
PFA 2007 Ser B-PP	1st American TOF	Daily	62,361	62,361	62,361	0.00%
PFA 2007 Ser B-R	1st American TOF	Daily	918,317	918,317	918,317	0.00%
S/F 1979-EF	US Trea Cpn	7/15/2011	1,409,000	244,377	1,409,570	0.00%
CFD 87-1/88-1/89-1	Municipal Bonds	9/1/2018	3,015,000	3,015,000	3,589,146	6.32%
CFD 90-1	FHLB	12/29/2014	260,000	260,000	258,674	1.25%
CFD 90-1	1st American TOF	Daily	1,943	1,943	1,943	0.00%
PFA 1996	1st American TOF	Daily	48,314	48,314	48,314	0.00%
PFA 1996-R	GE GIC	9/1/2019	500,338	500,338	500,338	6.04%
			\$ 7,756,262	\$ 6,589,090	\$ 8,329,637	
US Bank - WA						
1998 RDA TABS	1st American TOF	Daily	\$ 843,218	\$ 843,218	\$ 843,218	0.00%
1998 RDA TABS	FHLB	12/29/2014	\$ 2,940,000	\$ 2,940,000	\$ 2,925,006	1.25%
			\$ 3,783,218	\$ 3,783,218	\$ 3,768,224	
US Bank - CA						
1999 RDA TABS	FHLB	12/29/2014	\$ 460,000	\$ 460,000	\$ 457,654	1.25%
1999 RDA TABS	1st American TOF	Daily	382,240	382,240	382,240	0.00%
			\$ 842,240	\$ 842,240	\$ 839,894	
US Bank - CA						
2004 RDA TABS-R	FHLB	12/29/2014	\$ 640,000	\$ 640,000	\$ 636,736	1.25%
US Bank- CA						
2004 RDA TABS	1st American GOF	Daily	\$ 4,670	\$ 4,670	\$ 4,670	0.00%
Bank of New York						
FARECAL	MMF	Daily	\$ 91,598	\$ 91,598	\$ 91,598	0.00%
Total Held by Trustees			\$ 21,975,249	\$ 20,808,077	\$ 22,528,052	

Note 2 Securities are priced by the Trustee. Guaranteed Investment Contracts are priced at par as they are not marketable securities and putable at par.

CITY OF COLTON TREASURER'S REPORT
June 2011

PAGE 4

Hermosa Memorial Gardens		DATE OF MATURITY	AMOUNT	COST	FAIR MKT. VALUE	YIELD
Citibank	Trust	Daily	\$ 529,173	\$ 529,173	\$ 529,173	0.50%
Bank of America	Endowment Care	Daily	589,776	589,776	589,776	n/a
			<u>\$ 1,118,949</u>	<u>\$ 1,118,949</u>	<u>\$ 1,118,949</u>	

Colton Park & Rec Foundation

Bank of America	Checking	Daily	<u>\$ 41,738</u>	<u>\$ 41,738</u>	<u>\$ 41,738</u>	n/a
-----------------	----------	-------	------------------	------------------	------------------	-----