


CITY OF COLTON TREASURER'S REPORT
FOR APRIL 2011

The Treasurer's report reflects all funds held by the City and the Redevelopment Agency. The Investments reflected in this report are in compliance with the City's investment policy adopted in January 2011. The investment portfolio as well as budgeted income is expected to meet projected cash flow requirements for the next six months.

A handwritten signature in black ink, appearing to read 'Aurelio De La Torre', with a long horizontal flourish extending to the right.

Aurelio De La Torre, Treasurer
June 15, 2011

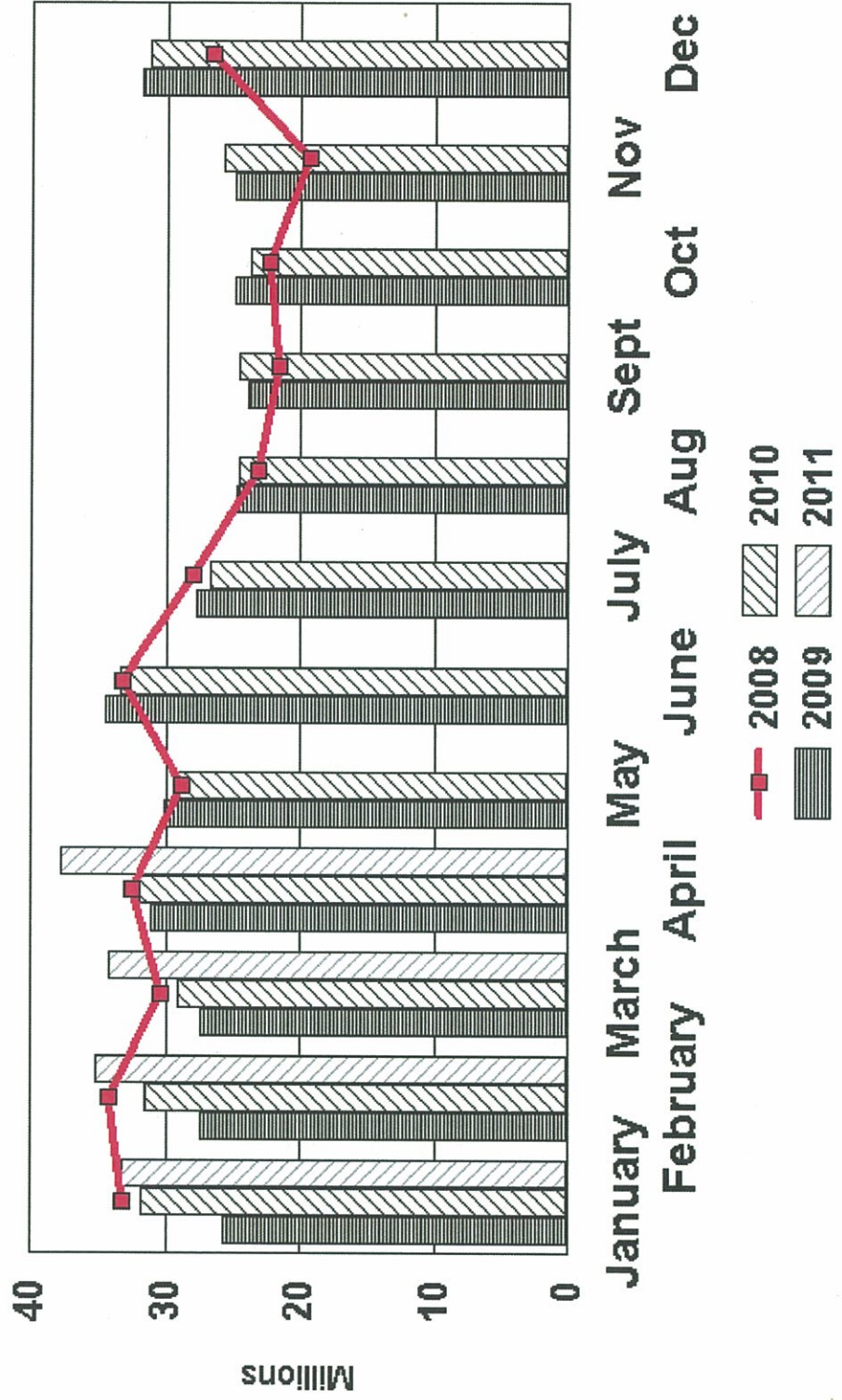
**CITY OF COLTON
WEIGHTED AVERAGE YIELD ON INVESTMENT PORTFOLIO**

MONTH	Yield
November-2009	0.61%
December-2009	0.57%
January-2010	0.56%
February-2010	0.58%
March-2010	0.55%
April-2010	0.59%
May-2010	0.56%
June-2010	0.53%
July-2010	0.53%
August-2010	0.51%
September-2010	0.50%
October-2010	0.48%
November-2010	0.45%
December-2010	0.46%
January-2011	0.54%
February-2011	0.51%
March-2011	0.50%
April-2011	0.59%

Calculation of weighted average yield does not include special purpose funds, checking accounts or bond proceeds

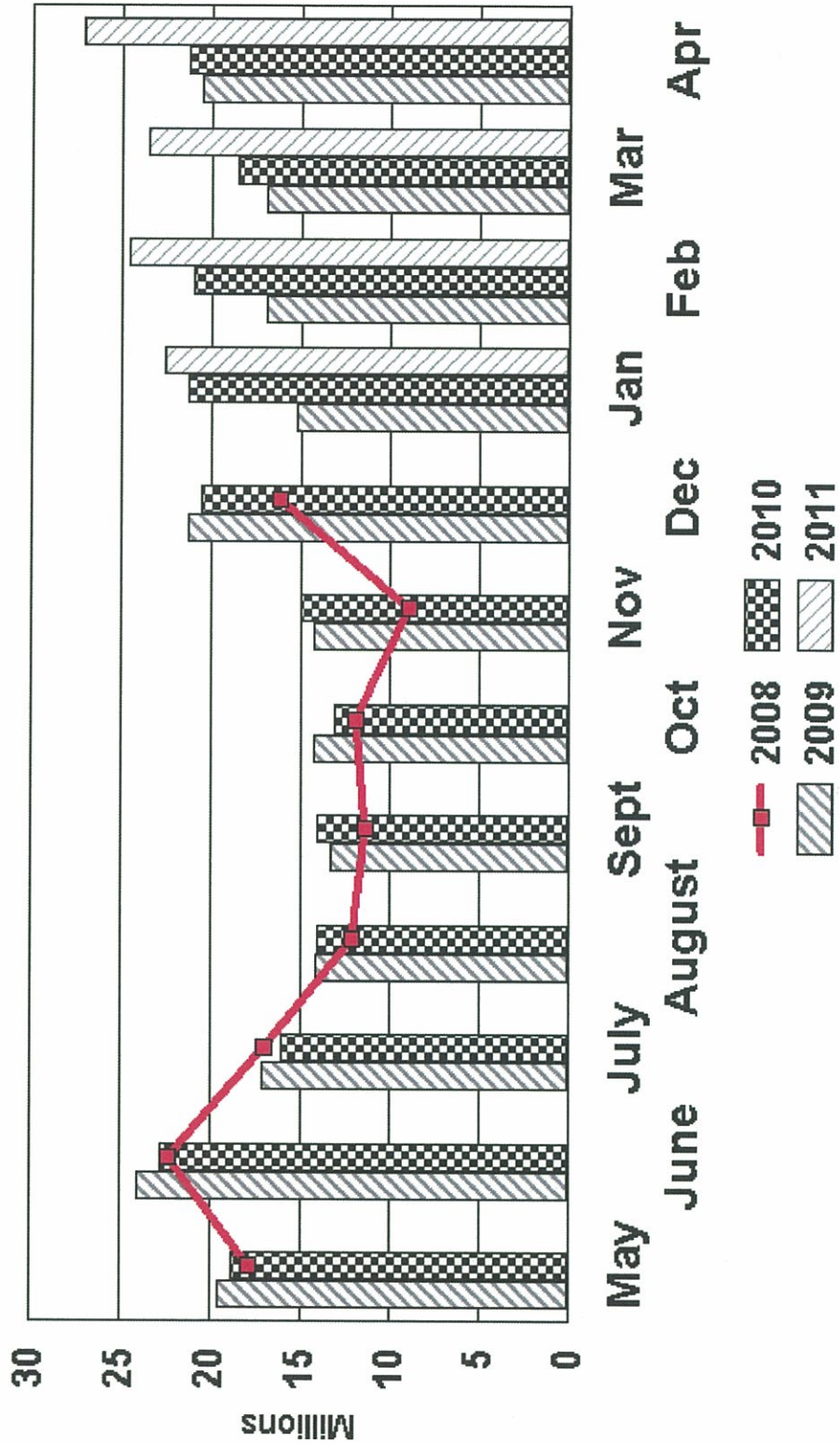


City of Colton Pooled Cash & Investments





City of Colton Pooled Cash & Investments Exclusive of Funds Segregated for the Electric Utility



CITY OF COLTON TREASURER'S REPORT
April 2011

The Treasurer

PAGE 1

INVESTMENT TYPE	ISSUER	DATE OF MATURITY	PAR AMOUNT	COST	FAIR MKT VALUE	YIELD
STATE POOL						
LAI-General, other	State Pool	Daily	\$ 27,141,485	\$ 27,141,485	\$ 27,141,485	0.59%
LAI-Electric Reserve	State Pool	Daily	\$ 10,640,954	10,640,954	10,640,954	0.59%
			37,782,439	37,782,439	37,782,439	
TOTAL INVESTMENTS BY TREASURER			<u>\$ 37,782,439</u>	<u>\$ 37,782,439</u>	<u>\$ 37,782,439</u>	
NON INVESTMENT ACCOUNTS						
Bank of America	General acct- Note 2	Daily	\$ 1,865,615	\$ 1,865,615	\$ 1,865,615	N/A
Bank of America	Workers Comp	Daily	48,090	48,090	48,090	N/A
Bank of America	3% Loans	Daily	28,211	28,211	28,211	N/A
Bank of America	RDA	Daily	90,661	90,661	90,661	0.10%
Bank of America	Rancho Med- Note 3	Daily	110,176	110,176	110,176	N/A
Citizens Bus. Bank	CFD 87-1	Daily	200,351	200,351	200,351	0.25%
Citizens Bus. Bank	CFD 88-1	Daily	294,738	294,738	294,738	0.30%
Citizens Bus. Bank	CFD 89-1	Daily	308,256	308,256	308,256	0.30%
Citizens Bus. Bank	CFD 89-2	Daily	357,237	357,237	357,237	0.30%
Citizens Bus. Bank	CFD 90-1	Daily	237,224	237,224	237,224	0.25%
Citizens Bus. Bank	Asset Seizure - Fed.	Daily	270,113	270,113	270,113	0.25%
Citibank	Asset Seizure - State	Daily	98,136	98,136	98,136	0.30%
Citibank	Seizure lit-Note 4	Daily	21,321	21,321	21,321	0.30%
Citibank	Cash-evid	Daily	163,735	163,735	163,735	0.50%
City National Bank	Public Liability	Daily	31,782	31,782	31,782	N/A
			\$ 4,125,646	\$ 4,125,646	\$ 4,125,646	
PETTY CASH FUNDS			<u>5,000</u>	<u>5,000</u>	<u>5,000</u>	N/A
TOTAL NON INVESTMENT ACCOUNTS			<u>\$ 4,130,646</u>	<u>\$ 4,130,646</u>	<u>\$ 4,130,646</u>	

Note 1- Fair Market Value of discount items are priced at their accreted values

Note 2-General account balance based on bank statement

Note 3-Rancho Med balance shown prior month;management firm requires 1 month turn around time

Note 4-Balance carried over from prior month

CITY OF COLTON TREASURER'S REPORT
April 2011

Investments under Bond Indentures

PAGE 2

TRUSTEE Bond Issue	ISSUER	DATE OF MATURITY	PAR AMOUNT	COST	FAIR MKT. VALUE	YIELD
Union Bank						
1998 Water Bonds-R	Morgan Grnty Trust	3/1/2030	\$ 702,500	\$ 702,500	\$ 702,500	5.30%
1998 Water Bonds-R	Blackrock Prov.	Daily	\$ 18,409	\$ 18,409	\$ 18,409	0.02%
1998 Water Bonds-C	Blackrock Prov.	Daily	2,876,500	2,876,500	2,876,500	0.02%
2000 Wastewater B-R	GE GIC	3/1/2025	412,658	412,658	412,658	6.15%
2002 Electric Bonds-PP	Blackrock Prov.	Daily	596,773	596,773	596,773	0.02%
2002 Electric Bonds-R	Blackrock Prov.	Daily	3,214,113	3,214,113	3,214,113	0.02%
2007A Bonds-PP	Blackrock Prov.	Daily	63,636	63,636	63,636	0.02%
CFD 89-2	LAIF	Daily	275,418	275,418	275,418	0.59%
AD 00-1	LAIF	Daily	33,184	33,184	33,184	0.59%
			<u>\$ 8,193,191</u>	<u>\$ 8,193,191</u>	<u>\$ 8,193,191</u>	

Note 2 Securities are priced by the Trustee. Guaranteed Investment Contracts are priced at par as they are not marketable securities and are putable at par.

CITY OF COLTON TREASURER'S REPORT
April 2011

Investments under Bond Indentures

PAGE 3

INVESTMENT TYPE	ISSUER	DATE OF MATURITY	PAR AMOUNT	COST	FAIR MKT VALUE	YIELD
US Bank						
PFB 2007-PP	1st American TOF	Daily	\$ 989	\$ 989	\$ 989	0.00%
PFB 2007-PP	T-Bill	7/28/2011	1,540,000	1,537,451	1,539,846	0.11%
PFA 2007 Ser B-PP	1st American TOF	Daily	62,361	62,361	62,361	0.00%
PFA 2007 Ser B-R	FHLB	9/10/2013	915,000	915,000	915,952	1.45%
S/F 1979-EF	US Trea Cpn	7/15/2011	1,409,000	1,409,000	1,408,373	0.00%
CFD 87-1/88-1/89-1	Municipal Bonds	9/1/2018	3,015,000	3,015,000	3,589,146	6.32%
CFD 90-1	FHLB	9/10/2013	260,000	260,000	260,270	1.45%
CFD 90-1	1st American TOF	Daily	1,000	1,000	1,000	0.00%
PFA 1996	1st American TOF	Daily	48,315	48,315	48,315	0.00%
PFA 1996-R	GE GIC	9/1/2019	500,338	500,338	500,338	6.04%
			<u>\$ 7,752,003</u>	<u>\$ 7,749,454</u>	<u>\$ 8,326,590</u>	
US Bank - WA						
1998 RDA TABS	1st American TOF	Daily	\$ 832,560	\$ 832,560	\$ 832,560	0.00%
1998 RDA TABS	FHLB	9/10/2013	\$ 2,940,000	\$ 2,940,000	\$ 2,943,058	1.45%
			<u>\$ 3,772,560</u>	<u>\$ 3,772,560</u>	<u>\$ 3,775,618</u>	
US Bank - CA						
1999 RDA TABS	FHLB	9/10/2013	\$ 460,000	\$ 460,000	\$ 460,478	1.45
1999 RDA TABS	1st American TOF	Daily	380,573	380,573	380,573	0.00%
			<u>\$ 840,573</u>	<u>\$ 840,573</u>	<u>\$ 841,051</u>	
US Bank - CA						
2004 RDA TABS-R	FHLB	9/10/2013	\$ 640,000	\$ 640,000	\$ 640,665	1.45%
US Bank- CA						
2004 RDA TABS	1st American GOF	Daily	\$ 2,350	\$ 2,350	\$ 2,350	0.00%
Bank of New York						
FARECAL	MMF	Daily	\$ 91,598	\$ 91,598	\$ 91,598	0.00%
Total Held by Trustees			<u>\$ 21,292,275</u>	<u>\$ 21,289,726</u>	<u>\$ 21,871,063</u>	

Note 2 Securities are priced by the Trustee. Guaranteed Investment Contracts are priced at par as they are not marketable securities and putable at par.

CITY OF COLTON TREASURER'S REPORT
April 2011

PAGE 4

		DATE OF MATURITY	AMOUNT	COST	FAIR MKT. VALUE	YIELD
Hermosa Memorial Gardens						
Citibank	Trust	Daily	\$ 570,597	\$ 570,597	\$ 570,597	0.50%
Bank of America	Endowment Care	Daily	589,776	589,776	589,776	n/a
			<u>\$ 1,160,373</u>	<u>\$ 1,160,373</u>	<u>\$ 1,160,373</u>	

Colton Park & Rec Foundation

Bank of America	Checking	Daily	<u>\$ 49,826</u>	<u>\$ 49,826</u>	<u>\$ 49,826</u>	n/a
-----------------	----------	-------	------------------	------------------	------------------	-----